



Self-Serve Terminal

Ticket Validation Process

In this Information Sheet, you will learn how a Player will validate **Online Tickets** and **Vouchers**.

Definitions:

Online Tickets

Draw-based Lotto Games tickets created by the Self-Serve Terminal (SST) or Lottery Terminal

Vouchers

Dispensed by the SST when cashing out in lieu of cash. Must be validated on the Lottery Terminal for cash redemption, or on the SST for further play

Ticket/Voucher Scanner

Location highlighted below



Keep reading for a detailed breakdown of **each option**



Text or Call Lottery Retail Support:
1-800-667-1649





Self-Serve Terminal

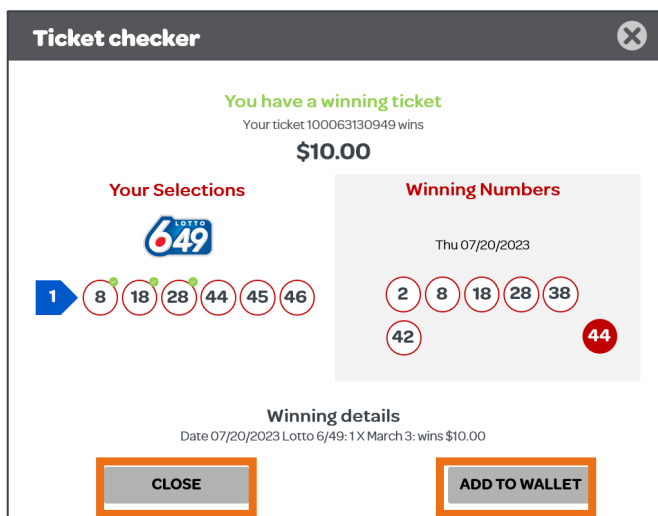
Ticket Validation Process

Online Tickets

The Player will place the Ticket into the Ticket/Voucher Scanner and will either have a **Winning Ticket** or a **Non-winning Ticket**.

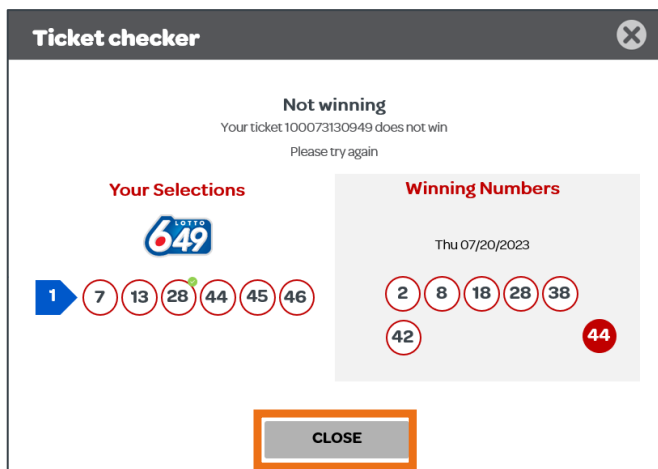
Winning Ticket

A pop-up will give the Player the option to **validate** by selecting **Add to Wallet** or **not validate** by selecting **Close**.



Non-winning Ticket

A pop-up will show that the Ticket did not win and direct the Player to select **Close**.



Text or Call Lottery Retail Support:
1-800-667-1649



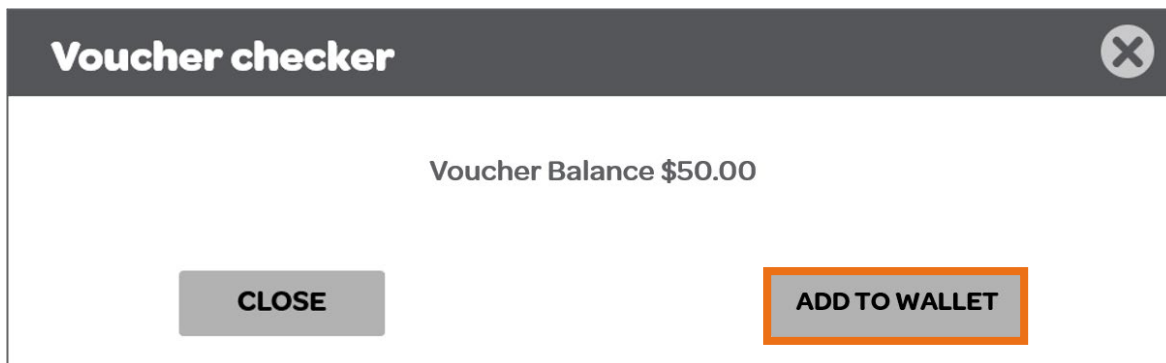


Self-Serve Terminal

Ticket Validation Process


Voucher

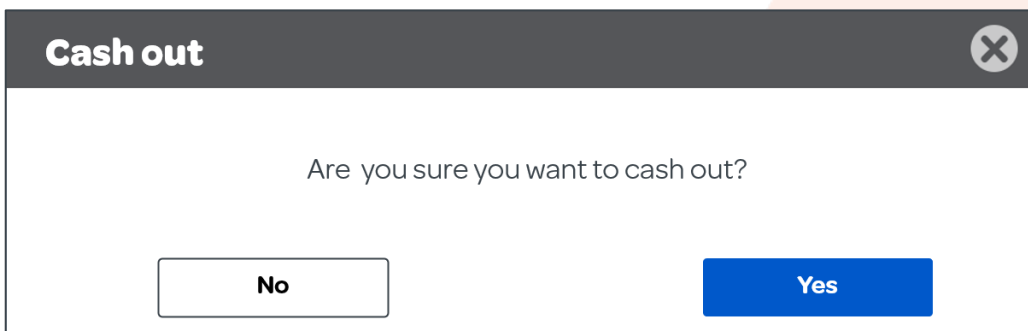
1. The Player will place the Voucher into the Ticket/Voucher Scanner
2. A pop-up will give the Player the option to **redeem the Voucher** by selecting **Add to Wallet** or **not validate** by selecting **Close**



Emptying Wallet

If there is a balance remaining on the Player's Wallet, they can get the remaining balance on a Voucher.

1. Tap **Cash out** button 
2. A pop-up window will ask the Player to confirm that they want to cash out. Tap **Yes** for a Voucher to print



Text or Call Lottery Retail Support:
1-800-667-1649

